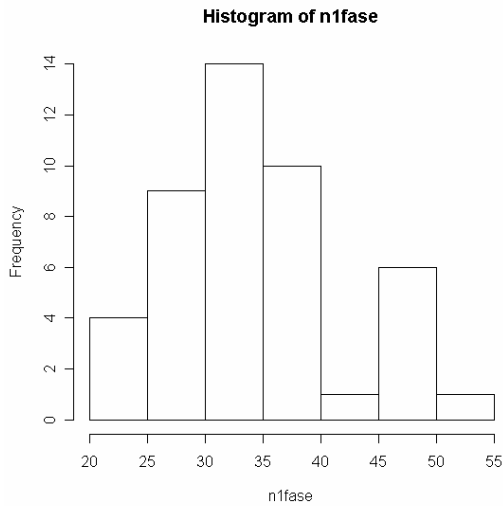
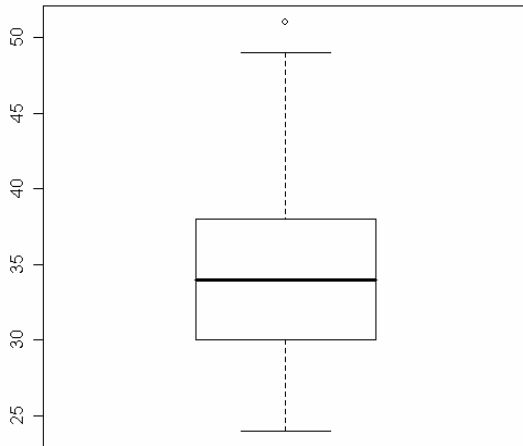


Notas 1º Fase PSE 2007 – REUMO

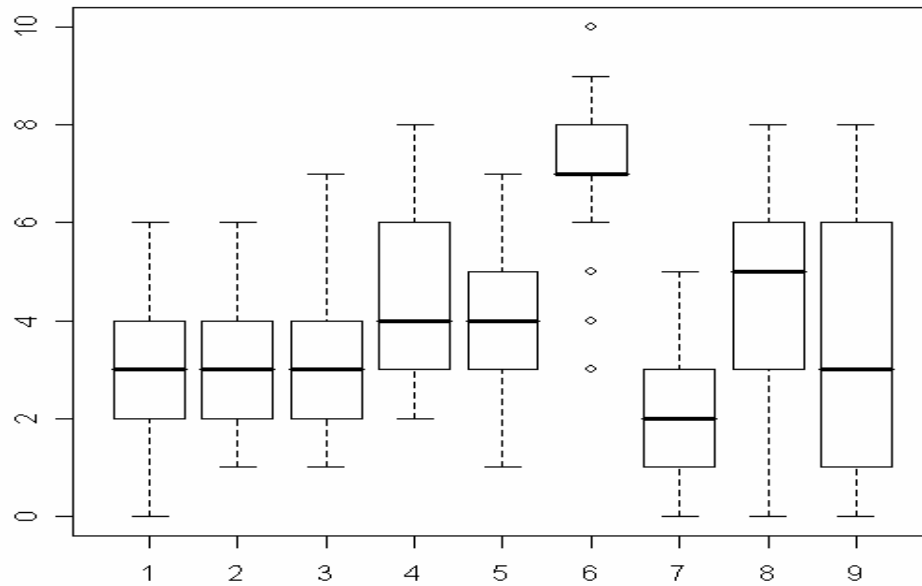
Nota Mínima	Q1	Mediana	Media	Q3	Nota Máxima	Desvio Padrão
24	30	34	34,91	38	51	6.788433



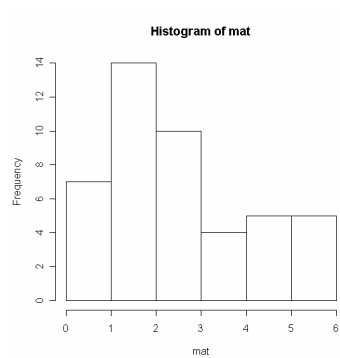
RAMO E FOLHA

```
2 | 4
2 | 5556899
3 | 00000111222334444
3 | 556668888999
4 | 2
4 | 666669
```

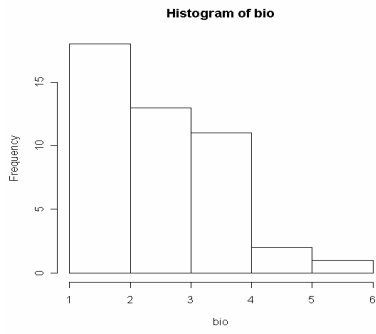
Notas 1º Fase PSE 2007 – REUMO por MATERIA



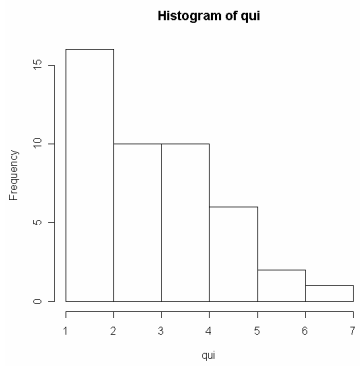
1 – MATEMATICA (nove questões)



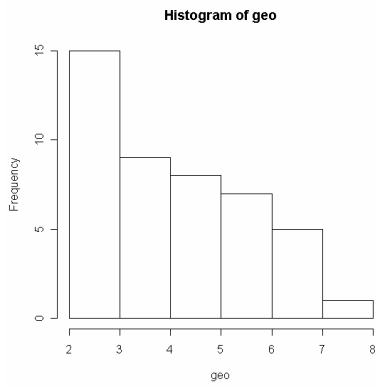
2 – BIOLOGIA (nove questões)



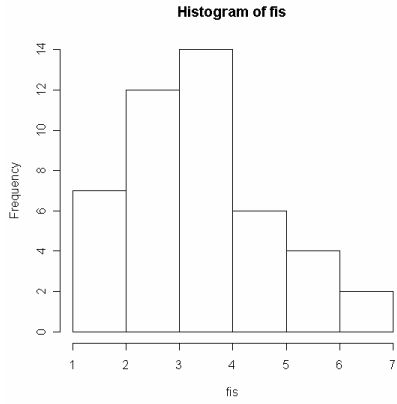
3 – QUIMICA (nove questões)



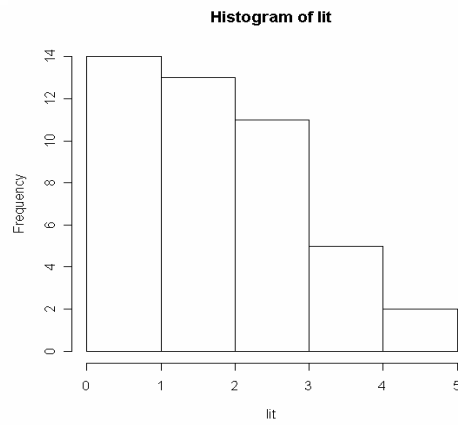
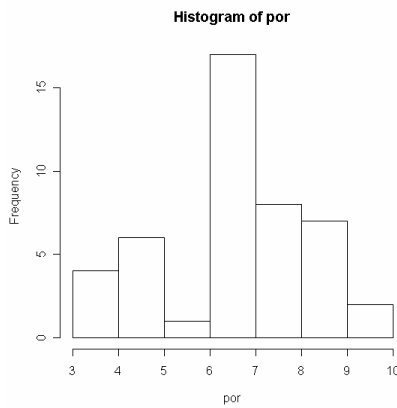
4 – GEOGRAFIAS (nove questões)



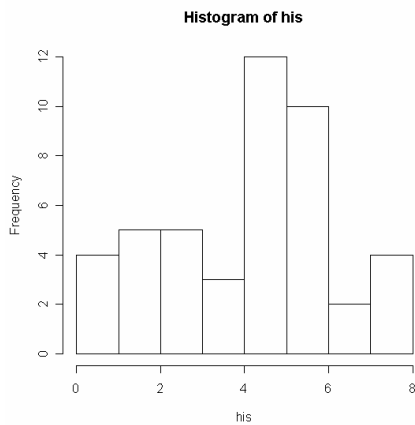
5 – FISICA (nove questões)



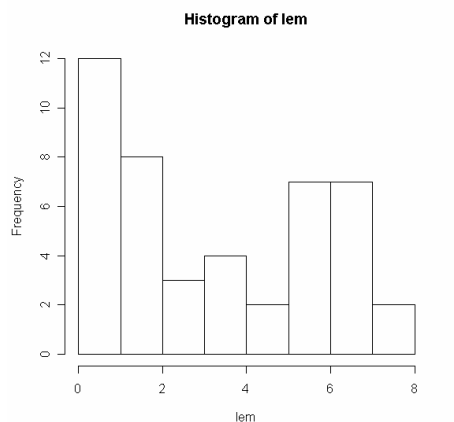
6 – PORTUGUES e 7 – LITERATURA (as duas juntas totalizam 18 questões)



8 – HISTORIA (nove questões)

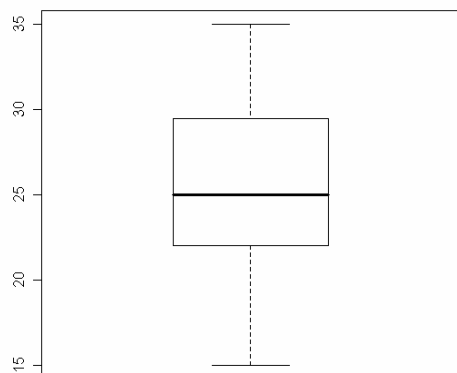


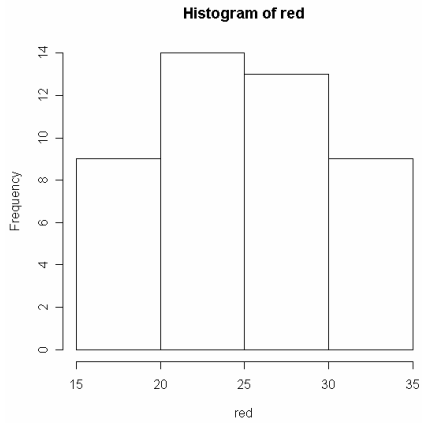
9 – LINGUAS (oito questões)



Notas 2º Fase PSE 2007 – REDACAO (60 pontos)

Nota Mínima	Q1	Mediana	Media	Q3	Nota Maxima	Desvio Padrão
15	22	25	25.4	29,5	35	5.137344





RAMO E FOLHA

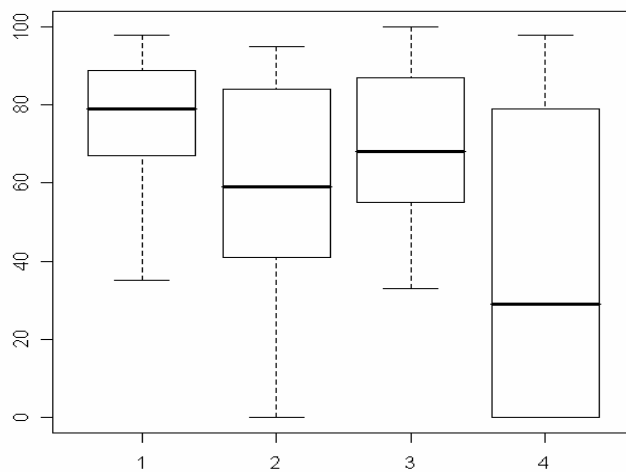
```

14 | 0
16 | 05
18 | 0305
20 | 0055
22 | 00500
24 | 2550000555
26 | 0555
28 | 0055
30 | 005008
32 | 02
34 | 500
  
```

Notas 3º Fase PSE 2007 – REUMO por MATERIA

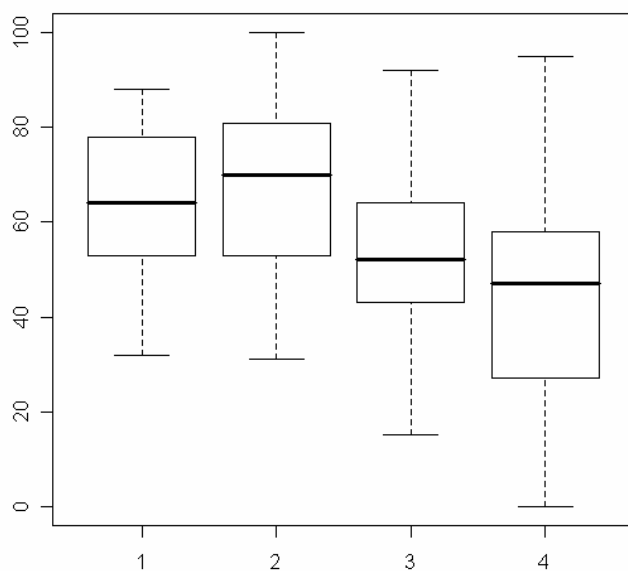
CE065 – ELEMENTOS BASICOS PARA ESTATISTICA

Provas :



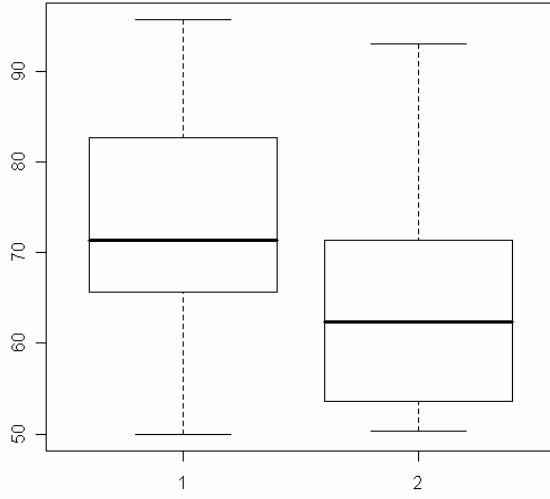
CE067 –ESTATISTICA DESCRITIVA E EXPLORATORIA

Provas:

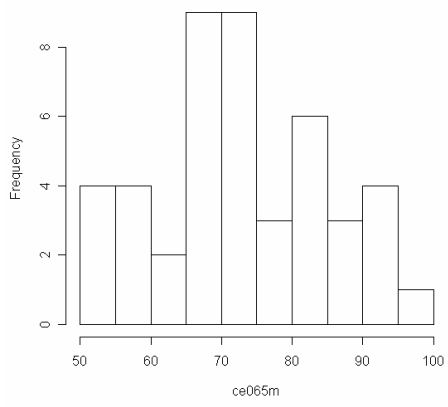


Notas 3º Fase PSE 2007 – Comparação das MATERIAS

Matéria	Q1	MEDIANA	MÉDIA	Q3	NOTA MINIMA	NOTA MAXIMA	DESVIO PADRÃO
CE065	65.67	71.33	73.19	82.67	50.00	95.67	12.48735
CE067	53.67	62.33	63.84	71.33	50.33	93.00	11.19848



Histogram of ce065m



Histogram of ce067m

